



**STANDING SEAM DIMENSIONS**

PANEL WIDTH: \_\_\_\_\_

X (RIB HEIGHT)= \_\_\_\_\_

PANEL MFG: \_\_\_\_\_

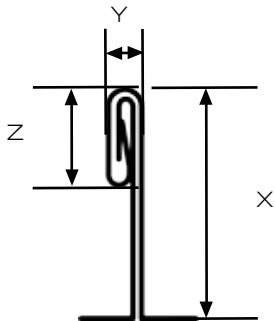
Y (RIB WIDTH) = \_\_\_\_\_

MODEL: \_\_\_\_\_

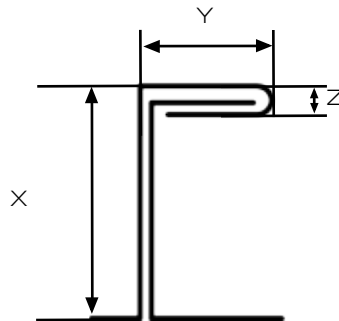
Z (RIB SEAM)= \_\_\_\_\_

COLOR: \_\_\_\_\_

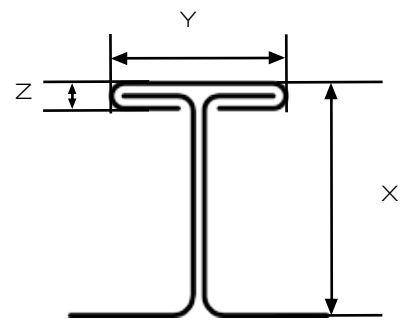
Items in **bold** are mandatory



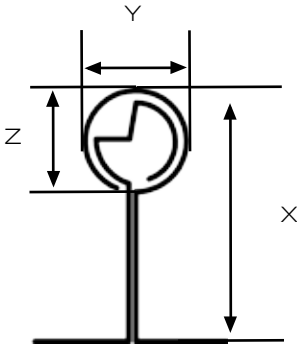
DOUBLE LOCK



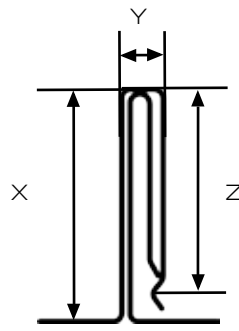
SINGLE LOCK "L"



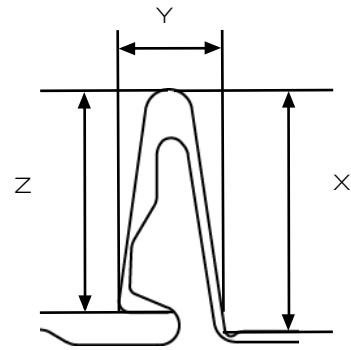
TEE SEAM



ZIP RIB



SNAP LOCK



SKYLINE<sup>®</sup>

DRAWINGS/NOTES:

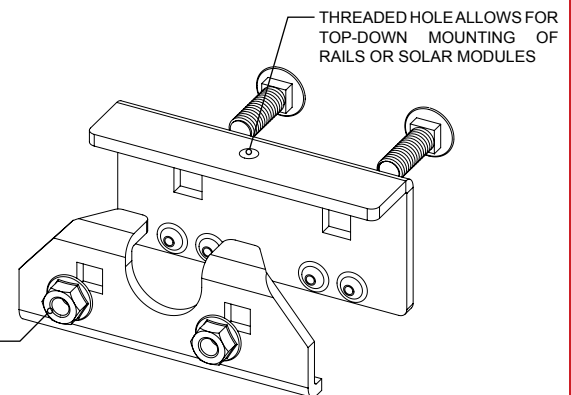
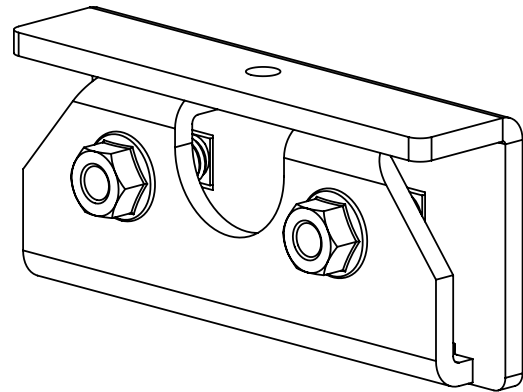
CONNECTING TO ENERGY



STANDING SEAM SOLAR CLAMP-ON

**ADVANTAGES**

- Designed to work with virtually any seam type
- Easy-to-install
- Does not penetrate standing seam panel
- Does not restrict thermal expansion/contraction of the panel
- Firmly attaches under the hem to provide superior strength
- Secured with a bolt system to eliminate sliding, detaching and thread stripping
- Two layers of rust protection available (zinc plated and powder coated)
- Can be powder coated for durability and protection from the elements
- Available in standard or custom colors to match panel/roofing color
- Engineered system
- Custom layouts provided
- Manufactured from recycled material



**PRODUCT INFORMATION**

Part Number	77000514-ST, 77000514-CU
Material	3/16" Steel (ASTM A709 GR 36), Copper
Length	• Varies
Finishes	<ul style="list-style-type: none"> <li>• Mill finish steel</li> <li>• Zinc plated steel (ASTM B633, Type II, SC3)</li> <li>• Copper</li> <li>• Powder coating available (RAL Standard Colors)</li> </ul>

